

Score Sheet (Example)

Home > Methodology > Score Sheet (Example)

This page is an example score sheet giving details for the competition results of a single nomination, these details are by default only accessible by the participants, but could also be saved as pdf files and shared by others. Information on this page are for demonstrative purposes only.

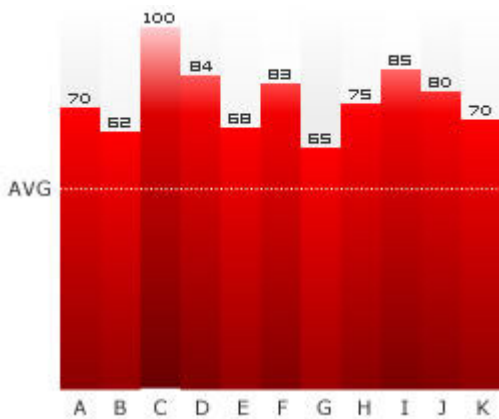
Focus Group Jury

Total Score	Ranking
SUM(FS)	AVG(FR)
2625	38th

Vote Section	FS	FW	FWS	FR
A Design	95	25%	23,75	15th
B Functionality	85	15%	12,75	12nd
C Usability	100	35%	35	1th
D Ergonomics	80	15%	12	52nd
E Engineering	75	15%	11,25	58th
F Presentation	85	50%	42,5	32nd
G Innovation	80	15%	12	35th
H Technology	90	15%	13,5	15th
I Fun Details	85	50%	42,5	31st
J Market Value	75	25%	18,75	42nd
K Specific	90	15%	13,5	15th

Executive Summary

Best Score: Best section scores, considered by focus group was achieved in Usability Section Above Average Scores: Design, Functionality, Innovation, Technology. Below Average Scores: Market Value, Specific, Fun Details.



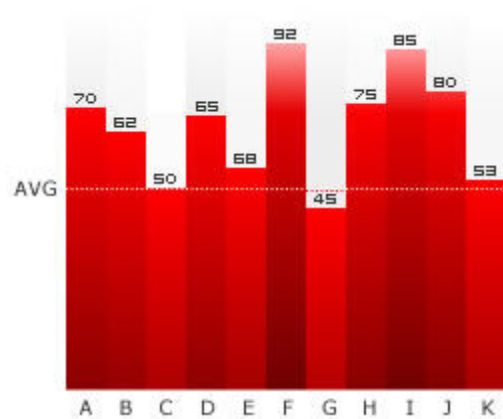
Academic Group Jury

Total Score	Ranking
SUM(AS)	AVG(AR)
2855	24th

Vote Section	AS	AW	AWS	AR
A Design	95	50%	23,75	15th
B Functionality	85	35%	12,75	12nd
C Usability	90	15%	31,5	17th
D Ergonomics	80	50%	12	52nd
E Engineering	75	35%	11,25	58th
F Presentation	85	35%	42,5	32nd
G Innovation	80	50%	12	35th
H Technology	90	35%	13,5	15th
I Fun Details	85	15%	42,5	31st
J Market Value	75	25%	18,75	42nd
K Specific	90	35%	13,5	15th

Executive Summary

Best Score: Best section scores, considered by focus group was achieved in Usability Section Above Average Scores: Technology, Market Value, Specific, Fun Details, Presentation Below Average Scores: Ergonomics, Usability, Design.



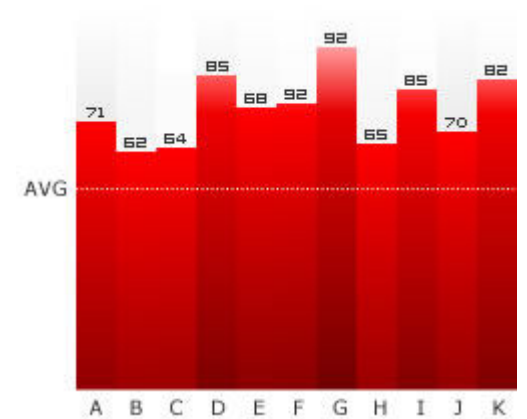
Professional Group Jury

Total Score	Ranking
SUM(PS)	AVG(PR)
2895	22nd

Vote Section	PS	PW	PWS	PR
A Design	95	25%	23,75	15th
B Functionality	85	50%	12,75	12nd
C Usability	90	50%	31,5	5th
D Ergonomics	80	35%	12	52nd
E Engineering	75	50%	11,25	58th
F Presentation	85	15%	42,5	32nd
G Innovation	80	35%	12	35th
H Technology	90	50%	13,5	15th
I Fun Details	85	35%	42,5	31st
J Market Value	75	50%	18,75	42nd
K Specific	90	50%	13,5	15th

Executive Summary

Best Score: Best section scores, considered by focus group was achieved in Usability Section Above Average Scores: Design, Functionality, Innovation, Technology. Below Average Scores: Market Value, Specific, Fun Details.



Global Weighted Totals

Total Score	Average Ranking
SUM(TWS)	AVG(GR)
8776	28th

Vote Section	TS	SWS	TWS	GR
A Design	87,5	30	2625	15th
B Functionality	84,25	15	1263,75	12nd
C Usability	83,25	10	832,5	17th
D Ergonomics	85,25	10	852,5	52nd
E Engineering	83,5	10	835	58th
F Presentation	88,75	5	443,75	32nd
G Innovation	84,25	5	421,25	35th
H Technology	86,75	5	433,75	15th
I Fun Details	82,5	5	412,5	31st
J Market Value	70	5	350	42nd
K Specific	61,25	5	306,25	15th

Strongest Points

Best Score	Best Ranking
95	8th

Executive Summary

Best section score was achieved in Usability Section, you were ranked 1st for the Focus Group Jury, 17th in Academic Group Jury and 5th in Professional Group Jury, overall global ranking was 8th.

Weakest Points

Worst Sec. Score	Worst Ranking
45	487th

Executive Summary

Worst section score was achieved in Usability Section, you were ranked 312nd for the Focus Group Jury, 467th in Academic Group Jury and 555th in Professional Group Jury, overall global ranking was 487th.

Competition Result

Normalized Score	Global Ranking
SUM(TS)	AVG(PR)
8925	27th

Executive Summary

Best section score was achieved in Usability Section, you were ranked 1st for the Focus Group Jury, 17th in Academic Group Jury and 5th in Professional Group Jury, overall global ranking was 8. You are in top %7th percentile and therefore winner of A'Design Award.



Abbreviations: FS = Focus Group Score, FW = Focus Group Weight, FWS = Focus Group Weighed Score, FR = Focus Group Ranking, TS = Total Weighted Score, SWS = Sectional Weight Score, TWS = Total Sectional Weighted Score, GR = Global Ranking, SUM(X) = Sum of All X, AVG(X) = Average of All X